

VT67EDB - 062 - 035 - B10 - 1 R 00 - A 1 - P - 1 - \*

**Series** - ISO 3019-2  
Mounting flange 250 B4HW

**Cam ring for "P1"**

Volumetric displacement cm<sup>3</sup>/rev (in<sup>3</sup>/rev)

042 = 132.3 (8.07)	062 = 196.7 (12.00)
045 = 142.4 (8.69)	066 = 213.3 (13.02)
050 = 158.5 (9.67)	072 = 227.1 (13.86)
052 = 164.8 (10.06)	085 = 269.8 (16.46)
057 = 180.7 (11.02)	

**Cam ring for "P2"**

Volumetric displacement cm<sup>3</sup>/rev (in<sup>3</sup>/rev)

*014/B14 = 47.6 (2.90)	035/B35 = 111.0 (6.77)
017/B17 = 58.2 (3.55)	038/B38 = 120.3 (7.34)
020/B20 = 66.0 (4.03)	042/B42 = 136.0 (8.30)
024/B24 = 79.5 (4.85)	045/B45 = 145.7 (8.89)
028/B28 = 89.7 (5.47)	050/B50 = 158.0 (9.64)
031/B31 = 98.3 (6.00)	061/B61 = 190.5 (11.62)

\*'0' - Uni - directional 'B' - Bi - directional

**Cam ring for "P3"**

Volumetric displacement cm<sup>3</sup>/rev (in<sup>3</sup>/rev)

B02 = 5.7 (0.35)	B09 = 28.0 (1.71)
B03 = 9.8 (0.60)	B10 = 31.8 (1.94)
B04 = 12.8 (0.78)	B11 = 34.9 (2.13)
B05 = 15.9 (0.97)	B12 = 40.9 (2.50)
B06 = 19.8 (1.21)	B14 = 45.1 (2.75)
B07 = 22.5 (1.37)	B15 = 50.0 (3.05)
B08 = 24.9 (1.52)	

**Modifications**

**Mounting w/connection variables**

4 bolts SAE flange  
(J518c) Metric thread  
1 = P3 = 3/4" SAE

**Mounting (pump)**

P= Pedestal mounting  
F= Face mounting

**Seal class**

1 - S1 (for mineral oil)  
4 - S4 (for fire resistant fluids)  
5 - S5 (for mineral oil and fire resistant fluids)

**Design letter**

**Porting combination (see page CI-1-4,5)**

00 = Standard

**Direction of rotation**

**(view on the shaft)**

R - Clockwise  
L - Counter - clockwise

**Type of Shaft**

1 - Keyed (G45N-ISO 3019-2)

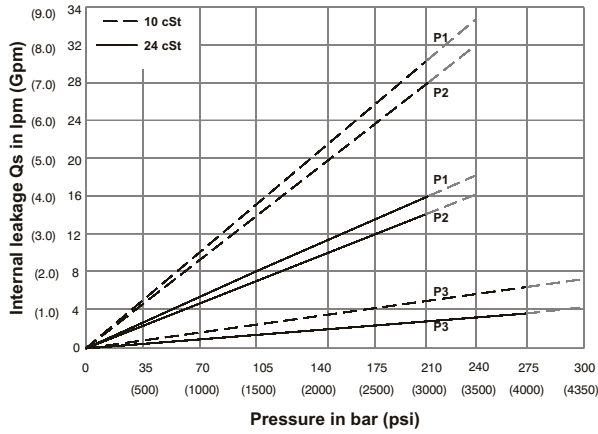


**OPERATING CHARACTERISTICS - TYPICAL (24 cST) (Input power p (KW) for one cartridge only)**

Pressure port	Series	Volumetric Displacement Vp		Flow q & n = 1800 rpm						Input power p & n = 1800 rpm					
		in <sup>3</sup> /rev	cm <sup>3</sup> /rev	p = 0 bar (0 psi)		p = 140 bar (2000 psi)		p = 240 bar (3500 psi)		p = 7 bar (100 psi)		p = 140 bar (2000 psi)		p = 240 bar (3500 psi)	
				gpm	lpm	gpm	lpm	gpm	lpm	hp	kw	hp	kw	hp	kw
P1	042	8.07	132.3	62.92	237.8	60.37	228.2	58.52	221.2	8.09	6.03	78.44	58.49	133.80	99.78
	045	8.69	142.4	67.72	256.0	65.17	246.3	63.32	239.4	8.37	6.24	84.04	62.67	143.60	107.08
	050	9.67	158.5	75.38	285.0	72.83	275.3	70.98	268.3	8.82	6.58	92.97	69.30	159.24	118.7
	052	10.06	164.8	78.37	296.2	75.82	286.3	73.97	279.6	8.99	6.70	96.47	71.94	165.36	121.31
	057	11.02	180.7	71.70	325.3	69.07	261.1	80.63	304.8	9.40	7.00	114.30	85.14	172.10	128.30
	062	12.00	196.7	93.54	353.6	90.99	344.0	89.14	337.0	9.88	7.36	114.17	84.00	196.34	146.41
	066	13.02	213.3	101.44	383.4	98.89	373.8	97.04	366.8	10.34	7.71	123.38	92.01	212.46	158.43
	072	13.86	227.1	108.00	408.2	105.45	400.0	103.60	391.6	10.72	8.00	131.04	97.72	225.86	168.42
	085 <sup>1,2)</sup>	16.40	268.7	127.79	483.0	126.13	467.7	--	--	11.66	8.70	87.56	65.30	--	--
	014	2.90	47.6	22.64	85.0	20.46	77.4	18.8	71.1	4.02	2.99	29.31	21.85	49.34	36.79
P2	017	3.55	58.2	23.1	87.3	20.6	78.0	18.99	71.8	3.35	2.5	29.77	22.2	49.62	37.0
	020	4.03	66.0	31.39	118.6	29.29	101.4	27.57	104.2	4.53	3.38	39.52	29.47	67.21	50.11
	024	4.85	79.5	37.81	142.8	35.63	134.6	33.99	128.5	4.91	3.66	47.02	35.06	80.32	59.89
	028	5.47	89.7	42.66	161.3	40.48	153.0	38.84	146.8	5.19	3.87	52.68	39.28	90.23	67.28
	031	6.00	98.3	46.75	176.7	44.57	168.5	42.93	162.3	5.43	4.09	57.45	42.84	98.58	73.51
	035	6.77	111.0	52.79	199.6	50.61	191.3	48.97	184.1	5.78	4.31	64.50	48.09	110.91	82.70
	038	7.34	120.3	57.21	216.3	55.03	208.1	53.39	201.8	6.04	4.50	69.66	51.94	111.94	83.47
	042 <sup>3)</sup>	8.30	136.0	64.68	244.5	62.50	236.3	60.86	230.1	6.47	4.83	78.37	58.44	135.19	100.81
	045 <sup>3)</sup>	8.89	145.7	69.29	261.9	67.11	253.7	65.47	247.5	6.74	5.02	83.75	62.45	144.61	107.83
	050 <sup>3,4)</sup>	9.64	158.0	75.14	284.1	72.96	275.8	71.78	271.3	7.08	5.27	90.58	67.54	134.54	100.32
061 <sup>3,5)</sup>	11.62	190.5	75.6	285.8	73.54	278.0	--	--	7.37	5.50	97.49	72.69	--	--	
P3	B02	0.35	5.7	2.76	10.4	2.33	8.8	1.80	6.8	0.74	0.55	4.02	2.99	8.10	6.40
	B03	0.60	9.8	4.66	17.6	4.23	15.9	3.70	14.0	0.85	0.63	6.24	4.65	12.93	10.25
	B04	0.78	12.8	6.09	23.0	5.66	21.4	5.13	19.4	0.94	0.70	7.90	5.89	16.55	13.13
	B05	0.97	15.9	7.56	28.6	7.13	26.9	6.60	25.0	1.02	0.76	9.62	7.17	20.29	16.12
	B06	1.21	19.8	9.42	35.6	8.99	33.9	8.46	32.0	1.13	0.84	11.79	8.79	25.00	19.88
	B07	1.37	22.5	10.70	40.4	10.27	38.8	9.74	36.8	1.20	0.89	13.29	9.91	28.26	22.47
	B08	1.52	24.9	11.84	44.7	11.41	43.1	10.88	41.1	1.27	0.94	14.62	10.90	31.15	24.78
	B09	1.71	28.0	13.31	50.3	12.87	48.6	12.35	47.0	1.36	1.01	16.35	12.19	34.92	27.77
	B10	1.94	31.8	15.12	57.2	14.69	55.5	14.16	53.5	1.46	1.11	18.45	13.75	39.48	31.42
	B11 <sup>6)</sup>	2.13	34.9	16.64	62.9	16.19	61.2	15.68	59.3	1.55	1.15	20.17	15.04	43.22	32.22
	B12 <sup>6)</sup>	2.50	40.9	19.50	73.7	19.07	72.1	18.54	70.1	1.72	1.28	23.55	17.56	50.58	37.71
	B14 <sup>6)</sup>	2.75	45.1	21.40	80.8	20.95	79.2	20.44	77.0	1.83	1.36	25.80	19.23	55.48	41.37
	B15 <sup>6)</sup>	3.05	50.0	23.78	89.8	23.35	88.3	22.88	86.5	1.97	1.47	28.55	21.28	57.35	42.76

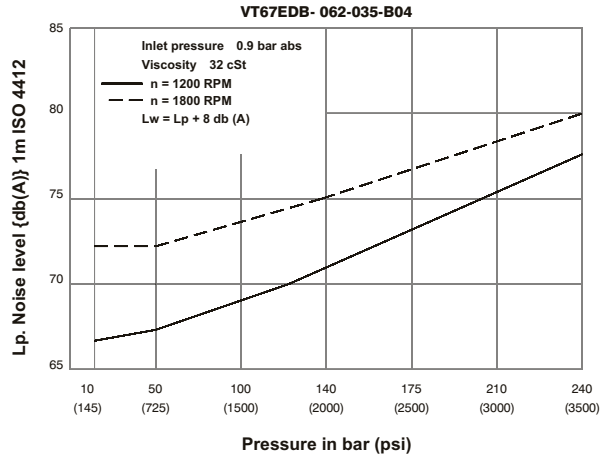
1) 085 = 75 bar (1087 psi) cont. 2) 085 = 90 bar (1300 psi) max. int. 3) 042-045-050-061-085 = 2000 RPM max. 4) 050=210 bar (3000 psi) max. int.  
5) 061 = 120 bar (1740 psi) max. int., 061 = 80 bar (1160 psi) cont. 6) B11-B12-B14 = 300 bar (4350 psi) & B15 = 280 bar (4060 psi) max. int. And Max. Speed = 3000 rpm

## INTERNAL LEAKAGE (TYPICAL)



Do not operate pump more than 5 seconds at any speed or viscosity if internal leakage is more than 50% of theoretical flow.  
Total leakage is the sum of each section loss at its operating conditions.

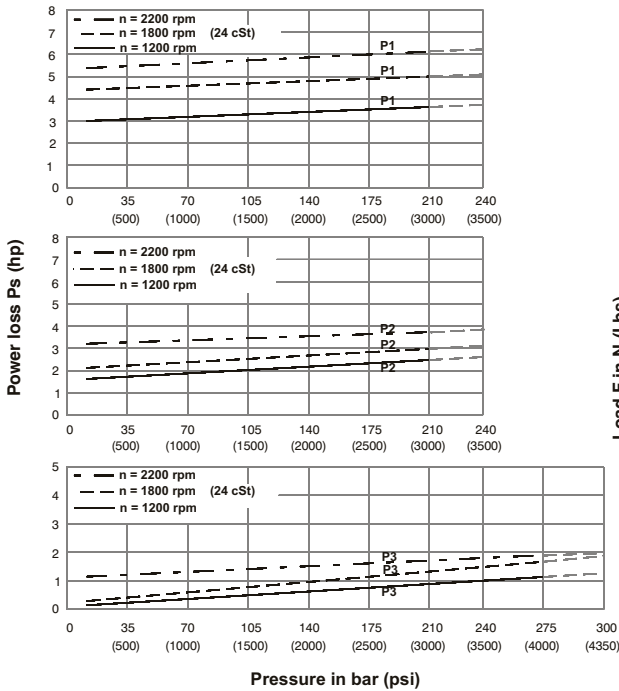
## NOISE LEVEL (TYPICAL)



Triple pump noise level is given with each section discharging at the pressure noted on the curve.

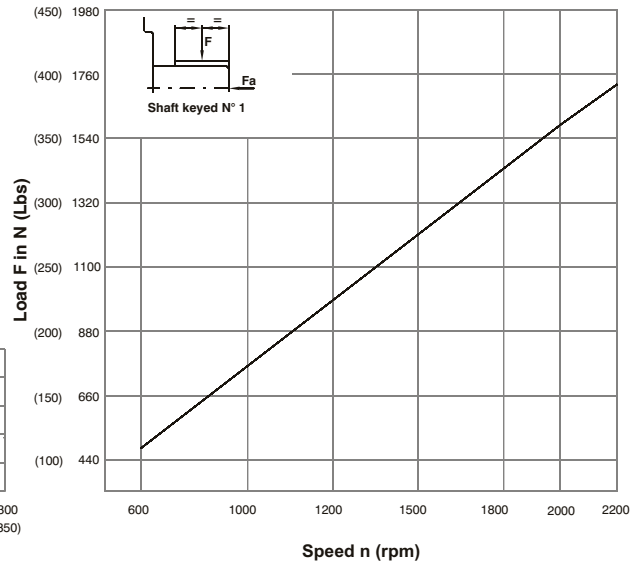
TP

## HYDROMECHANICAL POWER LOSS (TYPICAL)



Total hydromechanical power loss is the sum of each section at its operating conditions

## PERMISSIBLE RADIAL LOAD



Maximum axial load permissible  $F_a=2000 \text{ N (449 Lbs)}$

<b>Shaft torque limits in<sup>3</sup>/rev x psi (ml/rev x bar)</b>	
<b>Shaft</b>	Vp x p max. (P1 + P2 + P3)
<b>1</b>	101506 (114715)

